

Quantitative Analysis for Ethanol & Qualitative Analysis for Other Volatiles

Analytical Method(s): 1.0

Device: Hamilton MICROLAB Liquid Processor/Dilutor Serial Number: ML600HC11378

Volatiles Quality Assurance Controls Run Date(s): 8/19/20

Calibration Date(s): 8/19/20

Control level	Expiration	Lot #	Target Value	Acceptable Range	Overall Results
Level 1	Jul-23	1907006	0.0764	0.0688-0.0840	0.0738 g/100cc
					0.0746 g/100cc
					g/100cc
Level 2	Mar-22	1803028	0.2035	0.1832-0.2238	0.1991 g/100cc
					0.1993 g/100cc
					g/100cc
Multi-Component mixture:					ok
Curve Fit:		Column 1	Lot #	FN06041502	
			0.999999	Column2	0.999990

Ethanol Calibration Reference Material						
Calibrator level	Target Value	Acceptable Range	Column 1	Column 2	Precision	Mean
50	0.050	0.045 - 0.055	0.0506	0.0522	0.0016	0.0514
100	0.100	0.090 - 0.110	0.1005	0.1008	0.0003	0.1006
200	0.200	0.180 - 0.220	0.1991	0.1977	0.0014	0.1984
300	0.300	0.270 - 0.330	0.2992	0.2969	0.0023	0.2980
400	0.400	0.360 - 0.440	N/A	N/A	#####	#DIV/0!
500	0.500	0.450 - 0.550	0.5007	0.5024	0.0017	0.5015

Aqueous Controls			
Control level	Target Value	Acceptable Range	Overall Results
80	0.080	0.076 - 0.084	0.081 g/100cc






















JV

REVIEWED

By Melissa (Nikka) Bradley at 2:27 pm, Aug 20, 2020

MB

**Worklist: 4443**

<u>LAB CASE</u>	<u>ITEM</u>	<u>ITEM TYPE</u>	<u>DESCRIPTION</u>	
M2020-2828	2	UCK	Alcohol Analysis	
M2020-3078	1	BCK	Alcohol Analysis	
M2020-3079	1	BCK	Alcohol Analysis	
M2020-3099	1	BCK	Alcohol Analysis	
M2020-3107	1	BCK	Alcohol Analysis	
M2020-3120	1	BCK	Alcohol Analysis	
M2020-3121	1	BCK	Alcohol Analysis	
M2020-3122	1	BCK	Alcohol Analysis	
M2020-3134	1	BCK	Alcohol Analysis	
M2020-3163	1	BCK	Alcohol Analysis	
M2020-3170	1	BCK	Alcohol Analysis	
M2020-3177	1	BCK	Alcohol Analysis	
M2020-3178	1	BCK	Alcohol Analysis	
M2020-3179	1	BCK	Alcohol Analysis	
M2020-3180	1	BCK	Alcohol Analysis	
M2020-3204	1	BCK	Alcohol Analysis	
P2020-2378	1	BCK	Alcohol Analysis	
P2020-2393	1	BCK	Alcohol Analysis	
P2020-2394	1	BCK	Alcohol Analysis	
P2020-2407	1	BCK	Alcohol Analysis	
P2020-2415	1	BCK	Alcohol Analysis	

JG

**Worklist: 4443**

<u>LAB CASE</u>	<u>ITEM</u>	<u>ITEM TYPE</u>	<u>DESCRIPTION</u>
P2020-2416	1	BCK	Alcohol Analysis



JG

=====  
Calibration Table  
=====

-----  
General Calibration Setting  
-----

Calib. Data Modified : Wednesday, August 19, 2020 12:49:14 PM  
Signals calculated separately : No

Rel. Reference Window : 0.000 %  
Abs. Reference Window : 0.100 min  
Rel. Non-ref. Window : 0.000 %  
Abs. Non-ref. Window : 0.100 min  
Uncalibrated Peaks : not reported  
Partial Calibration : Yes, identified peaks are recalibrated  
Correct All Ret. Times: No, only for identified peaks

Curve Type : Linear  
Origin : Ignored  
Weight : Equal

Recalibration Settings:  
Average Response : Average all calibrations  
Average Retention Time: Floating Average New 75%

Calibration Report Options :  
Printout of recalibrations within a sequence:  
Calibration Table after Recalibration  
Normal Report after Recalibration  
If the sequence is done with bracketing:  
Results of first cycle (ending previous bracket)

Default Sample ISTD Information (if not set in sample table):

ISTD #	ISTD Amount [g/100cc]	Name
1	1.00000	n-propanol
2	1.00000	n-propanol

-----  
Signal Details  
-----

Signal 1: FID1 A, Front Signal  
Signal 2: FID2 B, Back Signal  
-----

-----  
Overview Table  
-----

JG

RT	Sig	Lvl	Amount [g/100cc]	Area	Rsp.Factor	Ref	ISTD #	Compound
2.586	1	1	1.00000	3.69669	2.70512e-1	No	No 1	methanol
2.809	1	1	1.00000	4.26100	2.34687e-1	No	No 2	Acetaldehyde
2.977	2	1	1.00000	4.26100	2.34687e-1	No	No 2	Acetaldehyde
3.075	1	1	5.00000e-2	4.44405	1.12510e-2	No	No 1	ethanol
		2	1.00000e-1	8.84868	1.13011e-2			
		3	2.00000e-1	17.83599	1.12133e-2			
		4	3.00000e-1	26.80709	1.11911e-2			
		5	5.00000e-1	44.59835	1.12112e-2			
3.388	2	1	1.00000	4.26062	2.34707e-1	No	No 2	methanol
3.628	1	1	1.00000	9.73055	1.02769e-1	No	No 1	isopropyl alcohol
4.285	2	1	5.00000e-2	4.55326	1.09811e-2	No	No 2	ethanol
		2	1.00000e-1	9.12636	1.09573e-2			
		3	2.00000e-1	18.59797	1.07539e-2			
		4	3.00000e-1	28.14695	1.06583e-2			
		5	5.00000e-1	47.24274	1.05836e-2			
4.308	1	1	1.00000	6.49940	1.53860e-1	No	No 1	acetone
4.620	1	1	1.00000	42.00491	2.38067e-2	No	Yes 1	n-propanol
		2	1.00000	41.65570	2.40063e-2			
		3	1.00000	42.14458	2.37278e-2			
		4	1.00000	42.07618	2.37664e-2			
		5	1.00000	41.76298	2.39447e-2			
4.661	2	1	1.00000	6.89301	1.45075e-1	No	No 2	acetone
4.969	2	1	1.00000	10.70642	9.34019e-2	No	No 2	isopropyl alcohol
7.550	2	1	1.00000	43.59089	2.29406e-2	No	Yes 2	n-propanol
		2	1.00000	42.91673	2.33009e-2			
		3	1.00000	43.38425	2.30498e-2			
		4	1.00000	43.32682	2.30804e-2			
		5	1.00000	42.65530	2.34437e-2			

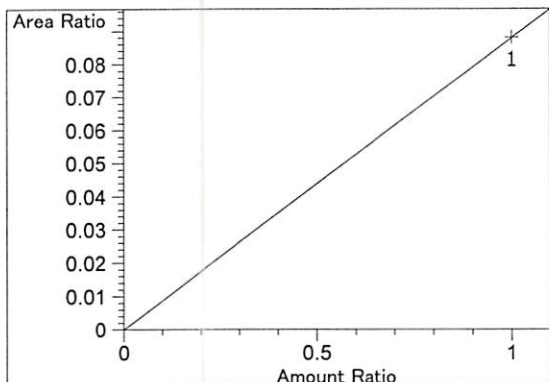
Peak Sum Table

\*\*\*No Entries in table\*\*\*

1 Warnings or Errors :

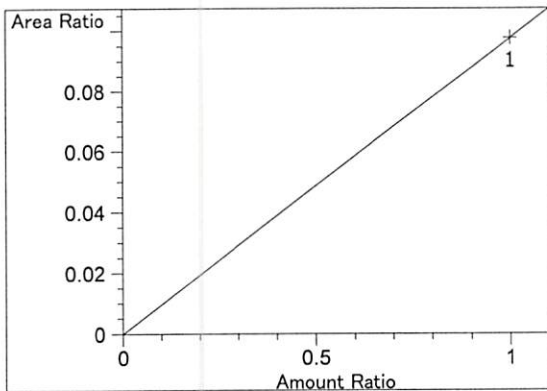
Warning : Curve requires more calibration points., (methanol)

Calibration Curves

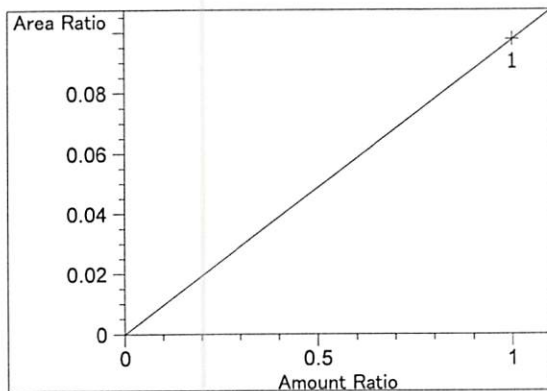


methanol at exp. RT: 2.586  
 FID1 A, Front Signal  
 Correlation: 1.00000  
 Residual Std. Dev.: 0.00000  
 Formula:  $y = mx + b$   
 m: 8.80062e-2  
 b: 0.00000  
 x: Amount Ratio  
 y: Area Ratio

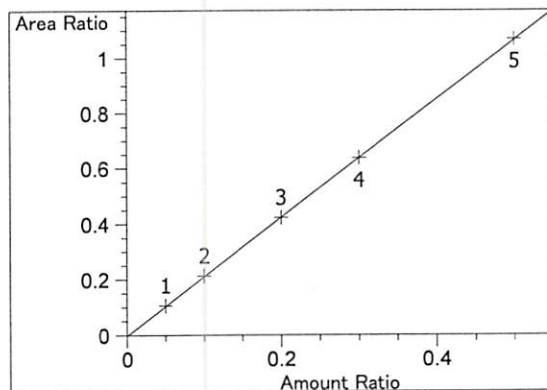
JG



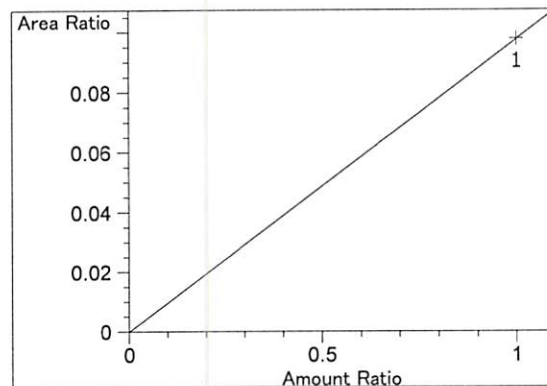
Acetaldehyde at exp. RT: 2.809  
 FID1 A, Front Signal  
 Correlation: 1.00000  
 Residual Std. Dev.: 0.00000  
 Formula:  $y = mx + b$   
 m:  $9.77498e-2$   
 b: 0.00000  
 x: Amount Ratio  
 y: Area Ratio



Acetaldehyde at exp. RT: 2.977  
 FID2 B, Back Signal  
 Correlation: 1.00000  
 Residual Std. Dev.: 0.00000  
 Formula:  $y = mx + b$   
 m:  $9.77498e-2$   
 b: 0.00000  
 x: Amount Ratio  
 y: Area Ratio

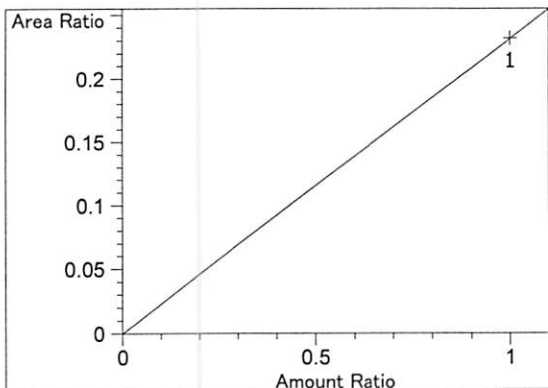


ethanol at exp. RT: 3.075  
 FID1 A, Front Signal  
 Correlation: 0.99999  
 Residual Std. Dev.: 0.00199  
 Formula:  $y = mx + b$   
 m: 2.13729  
 b:  $-2.29045e-3$   
 x: Amount Ratio  
 y: Area Ratio

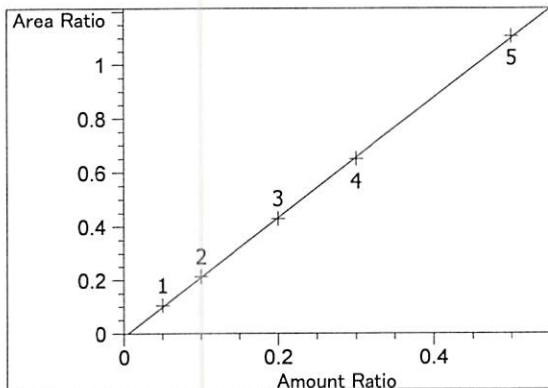


methanol at exp. RT: 3.388  
 FID2 B, Back Signal  
 Correlation: 1.00000  
 Residual Std. Dev.: 0.00000  
 Formula:  $y = mx + b$   
 m:  $9.77412e-2$   
 b: 0.00000  
 x: Amount Ratio  
 y: Area Ratio

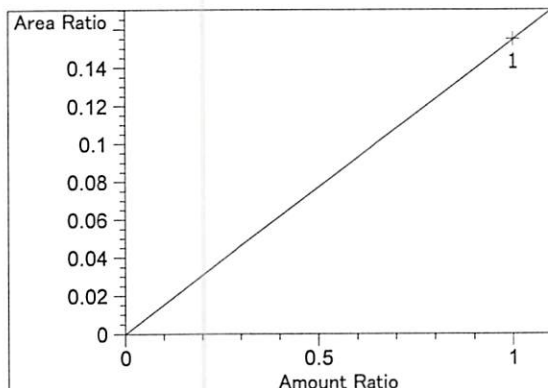
JG



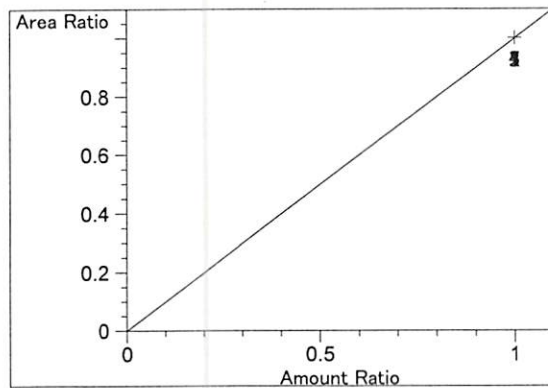
isopropyl alcohol at exp. RT: 3.628  
 FID1 A, Front Signal  
 Correlation: 1.00000  
 Residual Std. Dev.: 0.00000  
 Formula:  $y = mx + b$   
 m: 2.31653e-1  
 b: 0.00000  
 x: Amount Ratio  
 y: Area Ratio



ethanol at exp. RT: 4.285  
 FID2 B, Back Signal  
 Correlation: 0.99990  
 Residual Std. Dev.: 0.00657  
 Formula:  $y = mx + b$   
 m: 2.22817  
 b: -1.18834e-2  
 x: Amount Ratio  
 y: Area Ratio

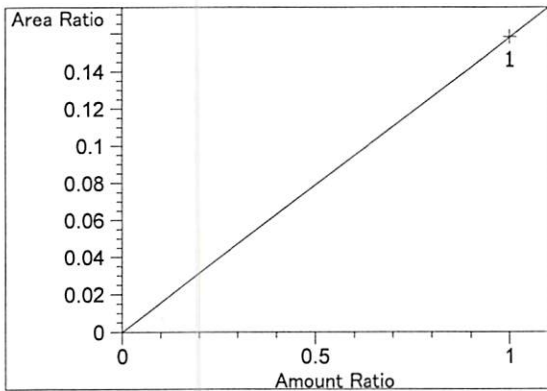


acetone at exp. RT: 4.308  
 FID1 A, Front Signal  
 Correlation: 1.00000  
 Residual Std. Dev.: 0.00000  
 Formula:  $y = mx + b$   
 m: 1.54730e-1  
 b: 0.00000  
 x: Amount Ratio  
 y: Area Ratio

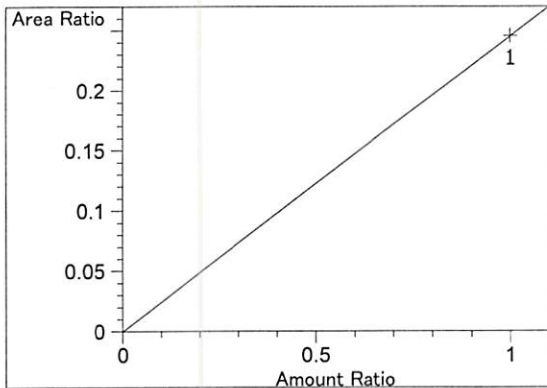


n-propanol at exp. RT: 4.620  
 FID1 A, Front Signal  
 Correlation: 1.00000  
 Residual Std. Dev.: 0.00000  
 Formula:  $y = mx + b$   
 m: 1.00000  
 b: 0.00000  
 x: Amount Ratio  
 y: Area Ratio

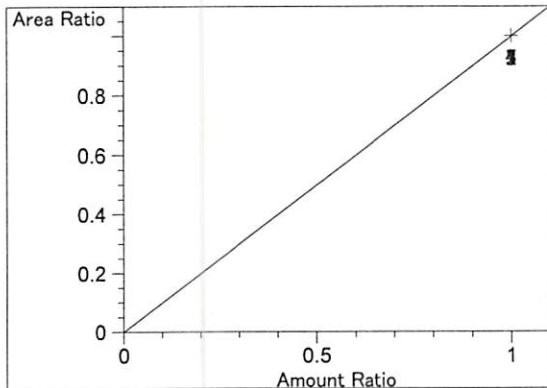
JG



acetone at exp. RT: 4.661  
FID2 B, Back Signal  
Correlation: 1.00000  
Residual Std. Dev.: 0.00000  
Formula:  $y = mx + b$   
m: 1.58130e-1  
b: 0.00000  
x: Amount Ratio  
y: Area Ratio



isopropyl alcohol at exp. RT: 4.969  
FID2 B, Back Signal  
Correlation: 1.00000  
Residual Std. Dev.: 0.00000  
Formula:  $y = mx + b$   
m: 2.45611e-1  
b: 0.00000  
x: Amount Ratio  
y: Area Ratio



n-propanol at exp. RT: 7.550  
FID2 B, Back Signal  
Correlation: 1.00000  
Residual Std. Dev.: 0.00000  
Formula:  $y = mx + b$   
m: 1.00000  
b: 0.00000  
x: Amount Ratio  
y: Area Ratio

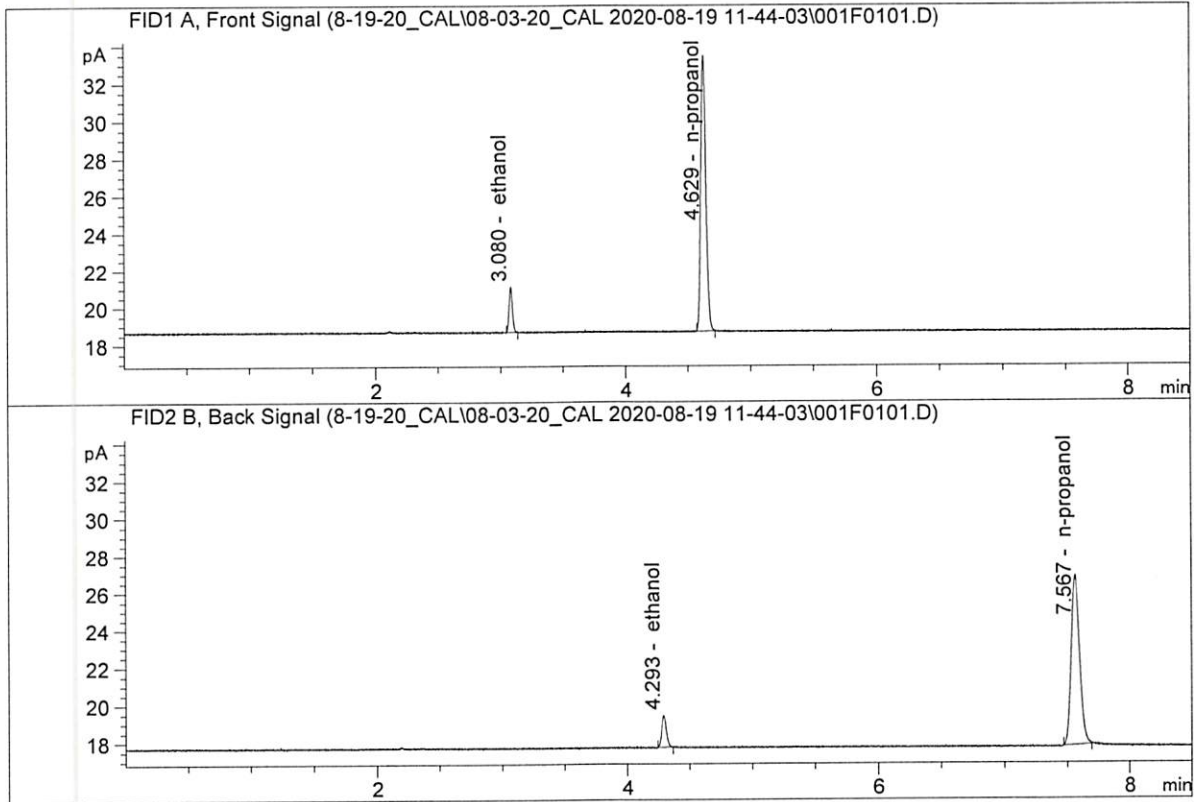
=====

JG



ISP Forensic Services Blood Alcohol Report

Sample Name : 0.050 FN05211804  
 Laboratory : Meridian  
 Injection Date : Aug 19, 2020  
 Method : ALCOHOL.M  
 Acq. Instrument: CN11180014-CN11041167

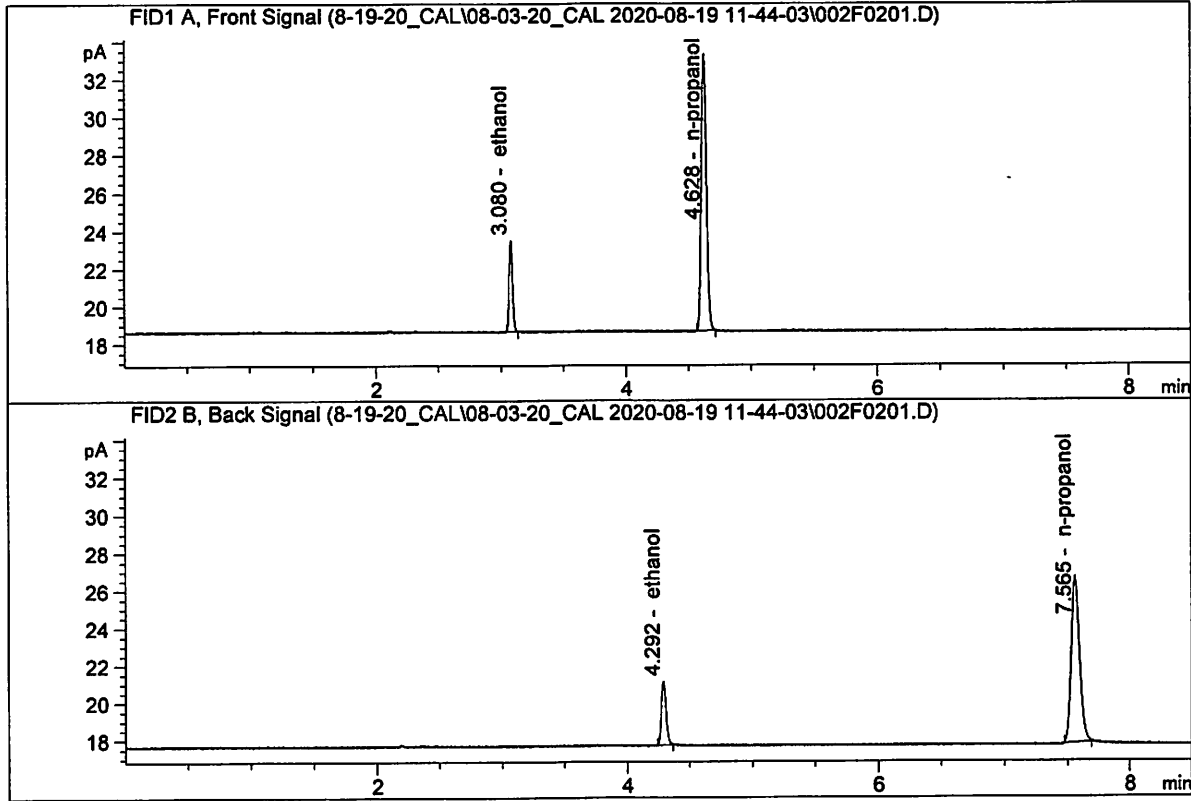


#	Compound	Column	Area	Amount	Units
1.	Ethanol	Column 1:	4.44405	0.0506	g/100cc
2.	Ethanol	Column 2:	4.55326	0.0522	g/100cc
3.	n-Propanol	Column 1:	42.00491	1.0000	g/100cc
4.	n-Propanol	Column 2:	43.59089	1.0000	g/100cc

JG

ISP Forensic Services Blood Alcohol Report

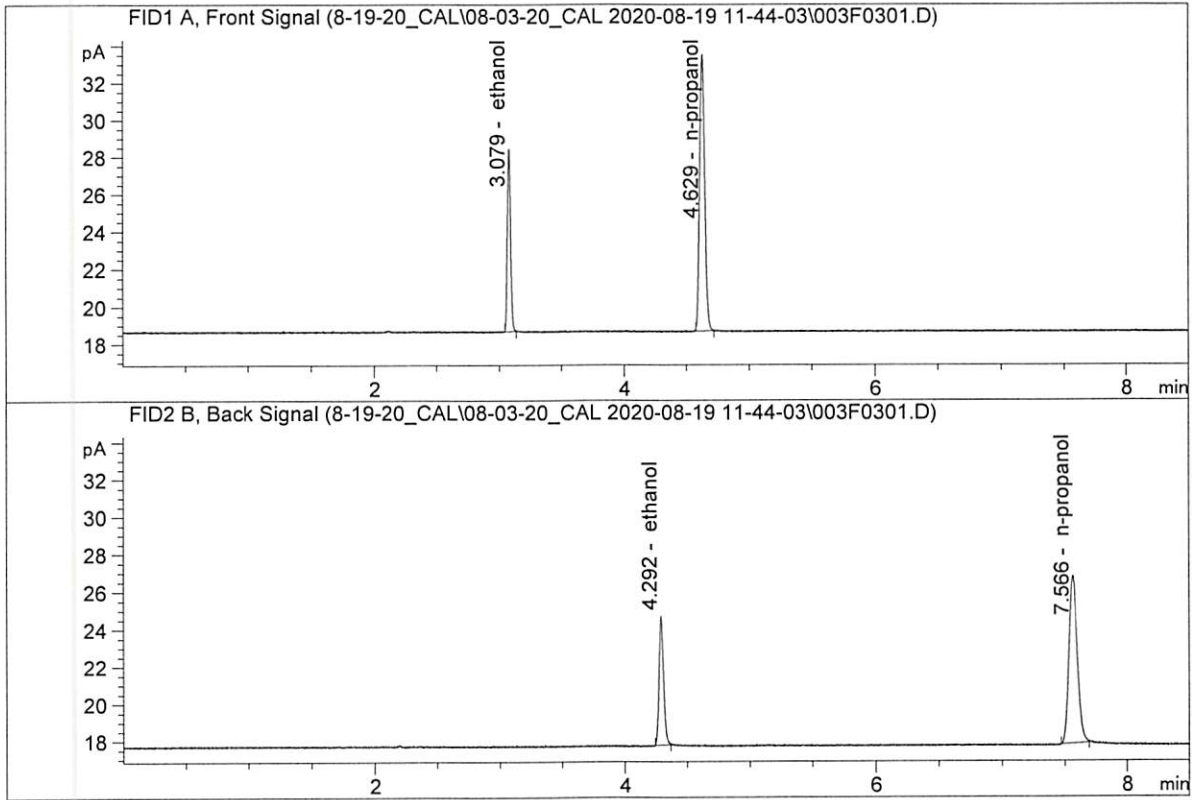
Sample Name : 0.100 FN02271802  
 Laboratory : Meridian  
 Injection Date : Aug 19, 2020  
 Method : ALCOHOL.M  
 Acq. Instrument: CN11180014-CN11041167



#	Compound	Column	Area	Amount	Units
1.	Ethanol	Column 1:	8.84868	0.1005	g/100cc
2.	Ethanol	Column 2:	9.12636	0.1008	g/100cc
3.	n-Propanol	Column 1:	41.65570	1.0000	g/100cc
4.	n-Propanol	Column 2:	42.91673	1.0000	g/100cc

ISP Forensic Services Blood Alcohol Report

Sample Name : 0.200 FN06231704  
 Laboratory : Meridian  
 Injection Date : Aug 19, 2020  
 Method : ALCOHOL.M  
 Acq. Instrument: CN11180014-CN11041167

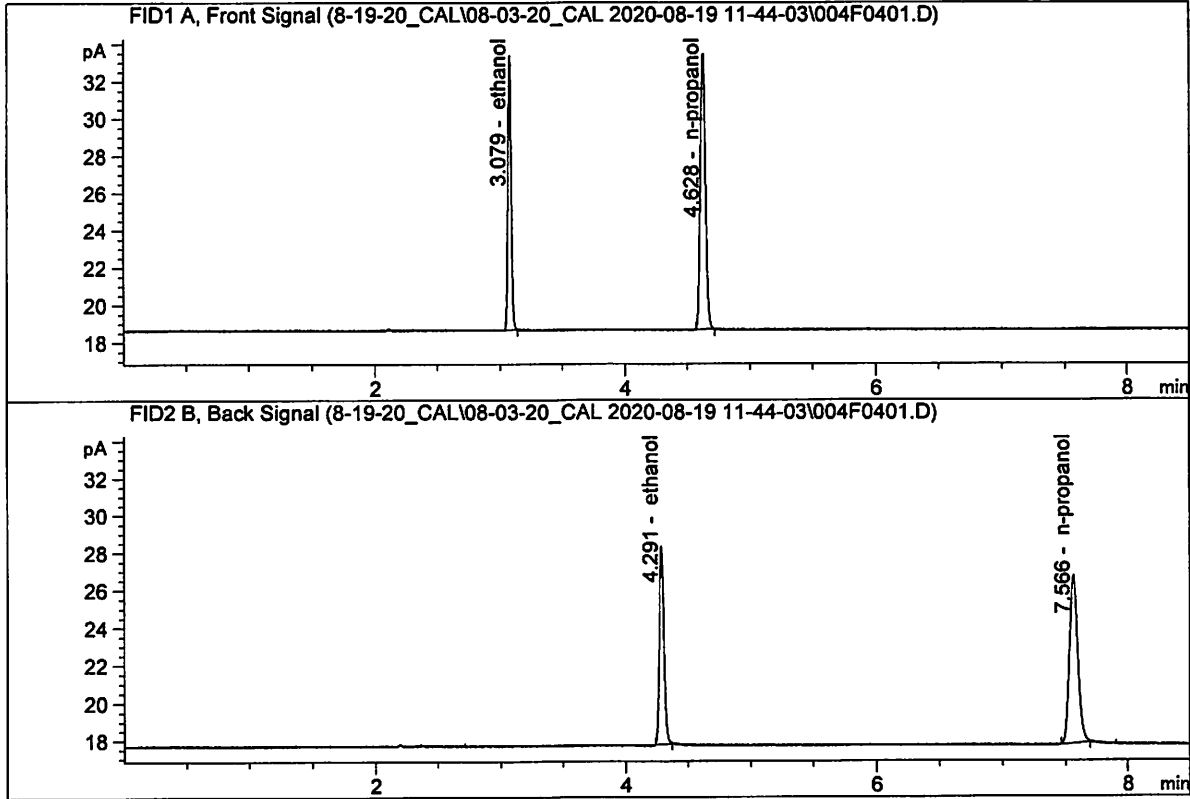


#	Compound	Column	Area	Amount	Units
1.	Ethanol	Column 1:	17.83599	0.1991	g/100cc
2.	Ethanol	Column 2:	18.59797	0.1977	g/100cc
3.	n-Propanol	Column 1:	42.14458	1.0000	g/100cc
4.	n-Propanol	Column 2:	43.38425	1.0000	g/100cc

JG

ISP Forensic Services Blood Alcohol Report

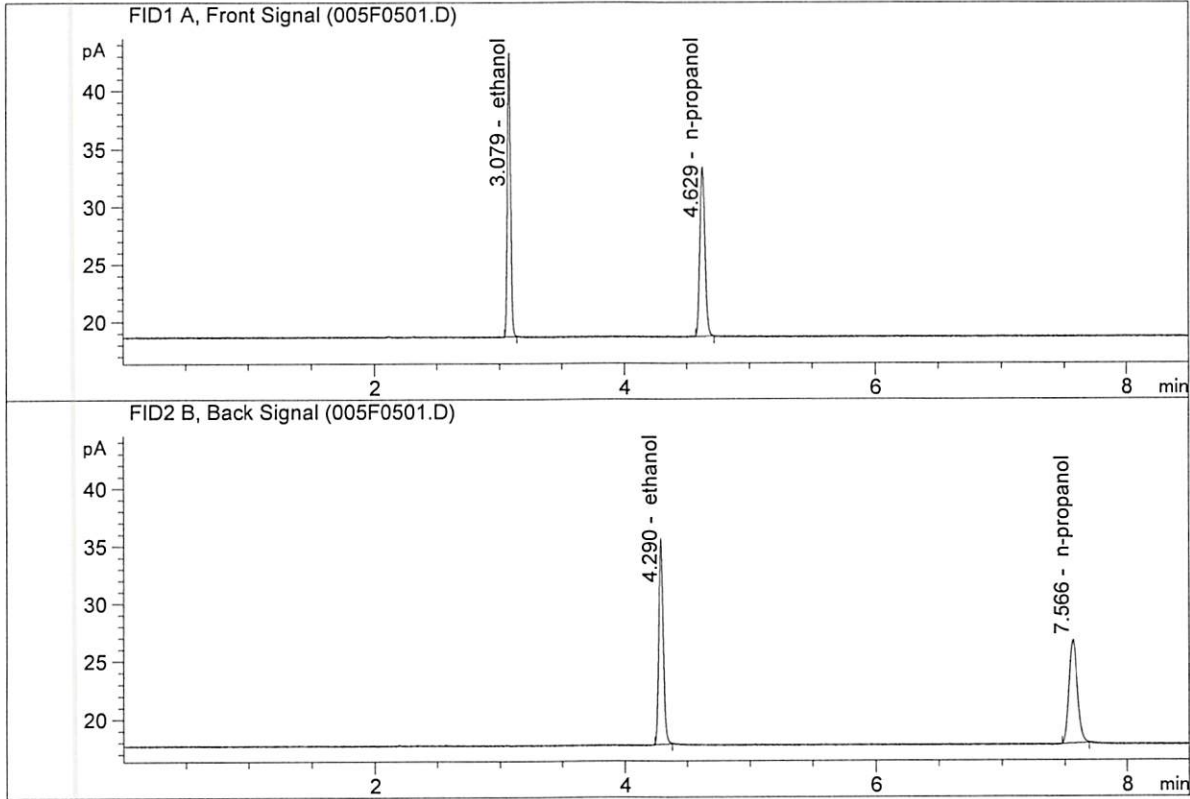
Sample Name : 0.300 FN07311804  
 Laboratory : Meridian  
 Injection Date : Aug 19, 2020  
 Method : ALCOHOL.M  
 Acq. Instrument: CN11180014-CN11041167



#	Compound	Column	Area	Amount	Units
1.	Ethanol	Column 1:	26.80709	0.2992	g/100cc
2.	Ethanol	Column 2:	28.14695	0.2969	g/100cc
3.	n-Propanol	Column 1:	42.07618	1.0000	g/100cc
4.	n-Propanol	Column 2:	43.32682	1.0000	g/100cc

ISP Forensic Services Blood Alcohol Report

Sample Name : 0.500 FN08241801  
 Laboratory : Meridian  
 Injection Date : Aug 19, 2020  
 Method : ALCOHOL.M  
 Acq. Instrument: CN11180014-CN11041167

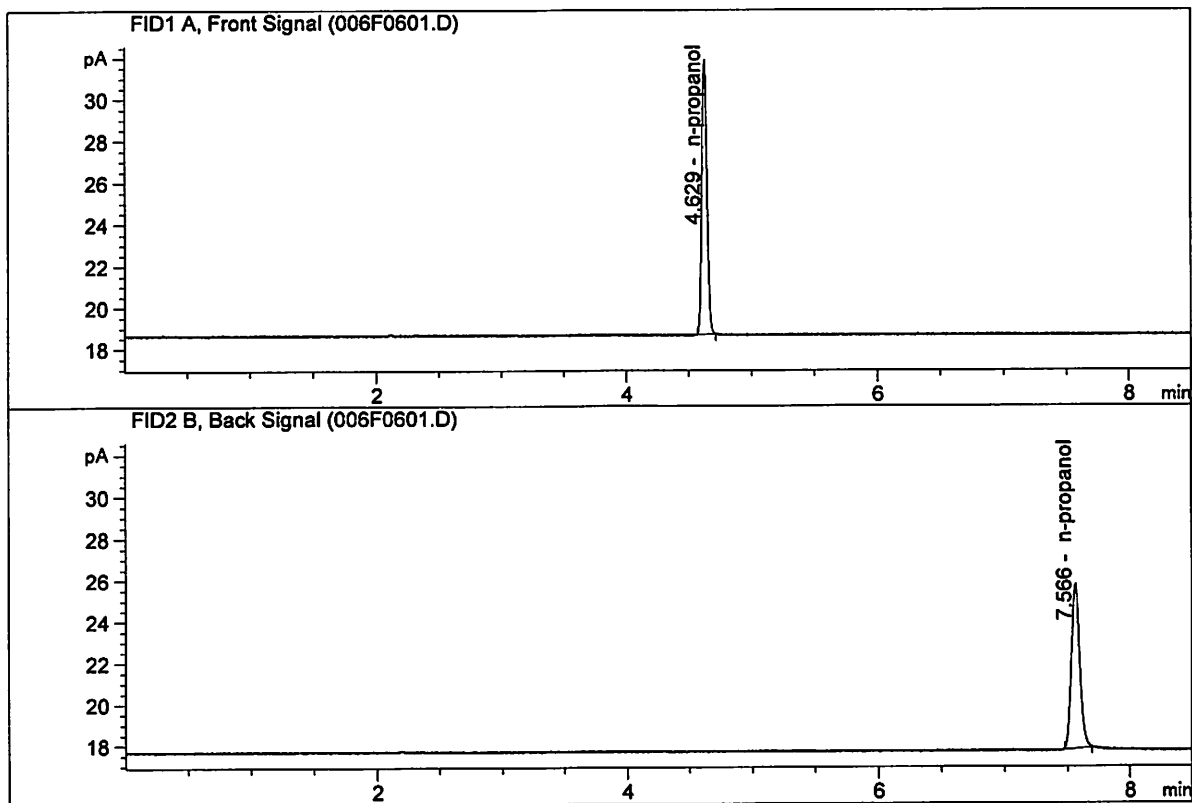


#	Compound	Column	Area	Amount	Units
1.	Ethanol	Column 1:	44.59835	0.5007	g/100cc
2.	Ethanol	Column 2:	47.24274	0.5024	g/100cc
3.	n-Propanol	Column 1:	41.76298	1.0000	g/100cc
4.	n-Propanol	Column 2:	42.65530	1.0000	g/100cc

36

ISP Forensic Services Blood Alcohol Report

Sample Name : INTERNAL STANDARD BLANK  
 Laboratory : Meridian  
 Injection Date : Aug 19, 2020  
 Method : ALCOHOL.M  
 Acq. Instrument: CN11180014-CN11041167



#	Compound	Column	Area	Amount	Units
1.	Ethanol	Column 1:	0.00000	0.0000	g/100cc
2.	Ethanol	Column 2:	0.00000	0.0000	g/100cc
3.	n-Propanol	Column 1:	37.65665	1.0000	g/100cc
4.	n-Propanol	Column 2:	38.49749	1.0000	g/100cc

JG

S a m p l e S u m m a r y

Sequence table: C:\Chem32\1\Data\8-19-20\_CAL\08-03-20\_CAL 2020-08-19 11-44-03\08-03-20\_CA  
 .S  
 Data directory path: C:\Chem32\1\Data\8-19-20\_CAL\08-03-20\_CAL 2020-08-19 11-44-03\  
 Logbook: C:\Chem32\1\Data\8-19-20\_CAL\08-03-20\_CAL 2020-08-19 11-44-03\08-03-20\_CA  
 .LOG  
 Sequence start: 8/19/2020 11:58:41 AM  
 Sequence Operator: SYSTEM  
 Operator: SYSTEM

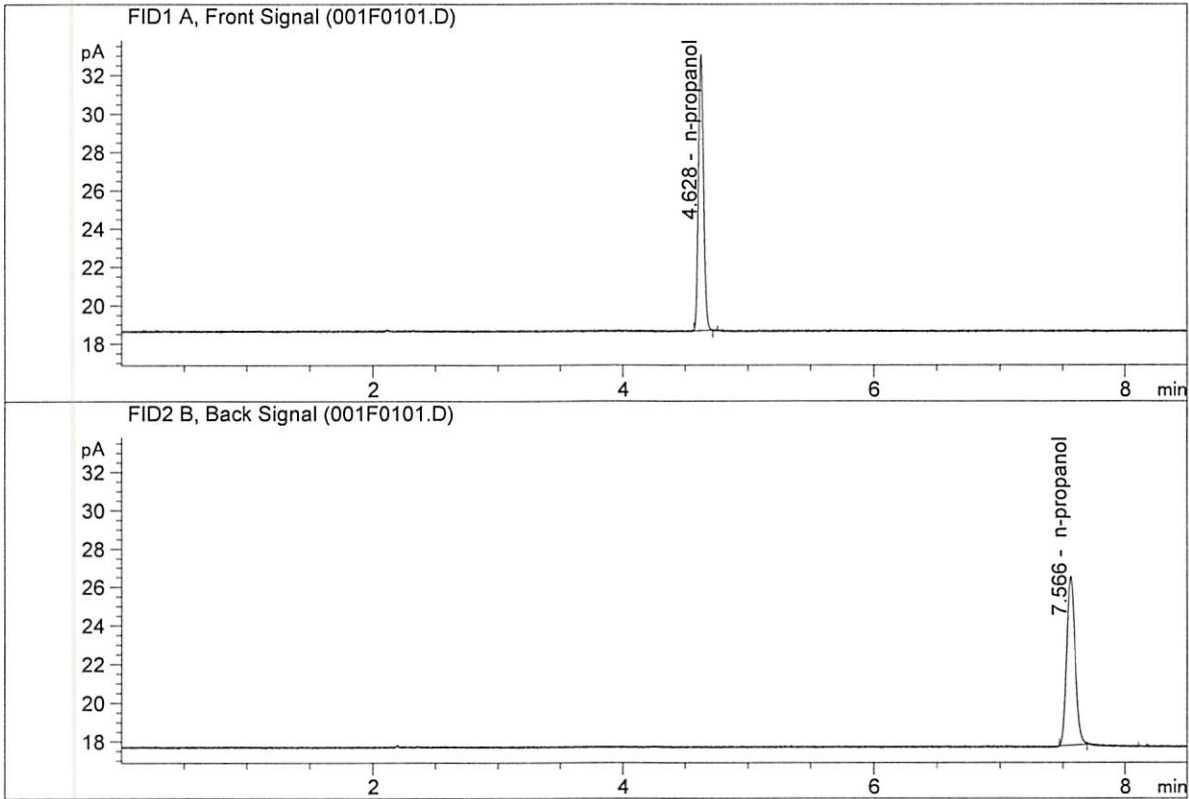
Method file name: C:\Chem32\1\Data\8-19-20\_CAL\08-03-20\_CAL 2020-08-19 11-44-03\ALCOHOL.M

Run #	Location #	Inj #	Sample Name	Sample Amt [g/100cc]	Multip.* Dilution	File name	Cal #	# Cmp
1	1	1	0.050 FN05211804	-	1.0000	001F0101.D	*	4
2	2	1	0.100 FN02271802	-	1.0000	002F0201.D	*	4
3	3	1	0.200 FN06231704	-	1.0000	003F0301.D	*	4
4	4	1	0.300 FN07311804	-	1.0000	004F0401.D	*	4
5	5	1	0.500 FN08241801	-	1.0000	005F0501.D	*	4
6	6	1	INTERNAL STANDAR	-	1.0000	006F0601.D		2

JG

ISP Forensic Services Blood Alcohol Report

Sample Name : INTERNAL STD BLK 1  
 Laboratory : Meridian  
 Injection Date : Aug 19, 2020  
 Method : ALCOHOL.M  
 Acq. Instrument: CN11180014-CN11041167



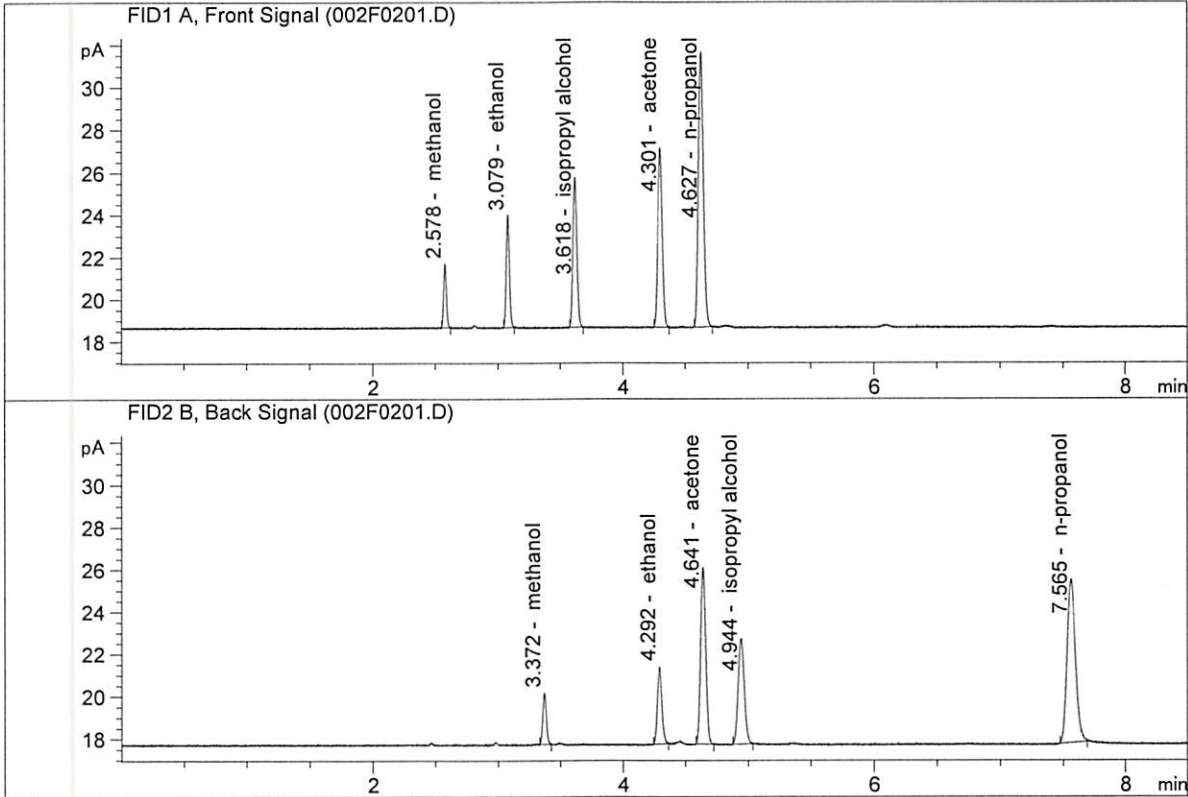
#	Compound	Column	Area	Amount	Units
1.	Ethanol	Column 1:	0.00000	0.0000	g/100cc
2.	Ethanol	Column 2:	0.00000	0.0000	g/100cc
3.	n-Propanol	Column 1:	40.73843	1.0000	g/100cc
4.	n-Propanol	Column 2:	42.01923	1.0000	g/100cc

JG



ISP Forensic Services Blood Alcohol Report

Sample Name : MIX VOL FN06041502  
 Laboratory : Meridian  
 Injection Date : Aug 19, 2020  
 Method : ALCOHOL.M  
 Acq. Instrument: CN11180014-CN11041167



#	Compound	Column	Area	Amount	Units
1.	Ethanol	Column 1:	9.39791	0.1219	g/100cc
2.	Ethanol	Column 2:	9.66097	0.1225	g/100cc
3.	n-Propanol	Column 1:	36.39669	1.0000	g/100cc
4.	n-Propanol	Column 2:	37.00861	1.0000	g/100cc

JG

**VOLATILES DETERMINATION CASEFILE WORKSHEET**

Laboratory No.: QC1-1

Analysis Date(s): 19 Aug 2020

	Column 1 FID A	Column 2 FID B	Column Precision	Mean Value	Sample A-B Difference	Over-all Mean
Sample Results	0.0730	0.0739	0.0009	0.0734	0.0008	0.0738
(g/100cc)	0.0736	0.0749	0.0013	0.0742		

**Analysis Method**

Refer to Blood Alcohol Method #1

**Instrument Information**

*Instrument information is stored centrally.*

Refer to Instrument Method: Alcohol.m

**Reporting of Results**

Uncertainty of Measurement (UM%): 5.00%

Overall Mean (g/100cc)	Low	High	5% of Mean
0.073	0.069	0.077	0.004

Reported Result	
0.073	

*Calibration and control data are stored centrally.*



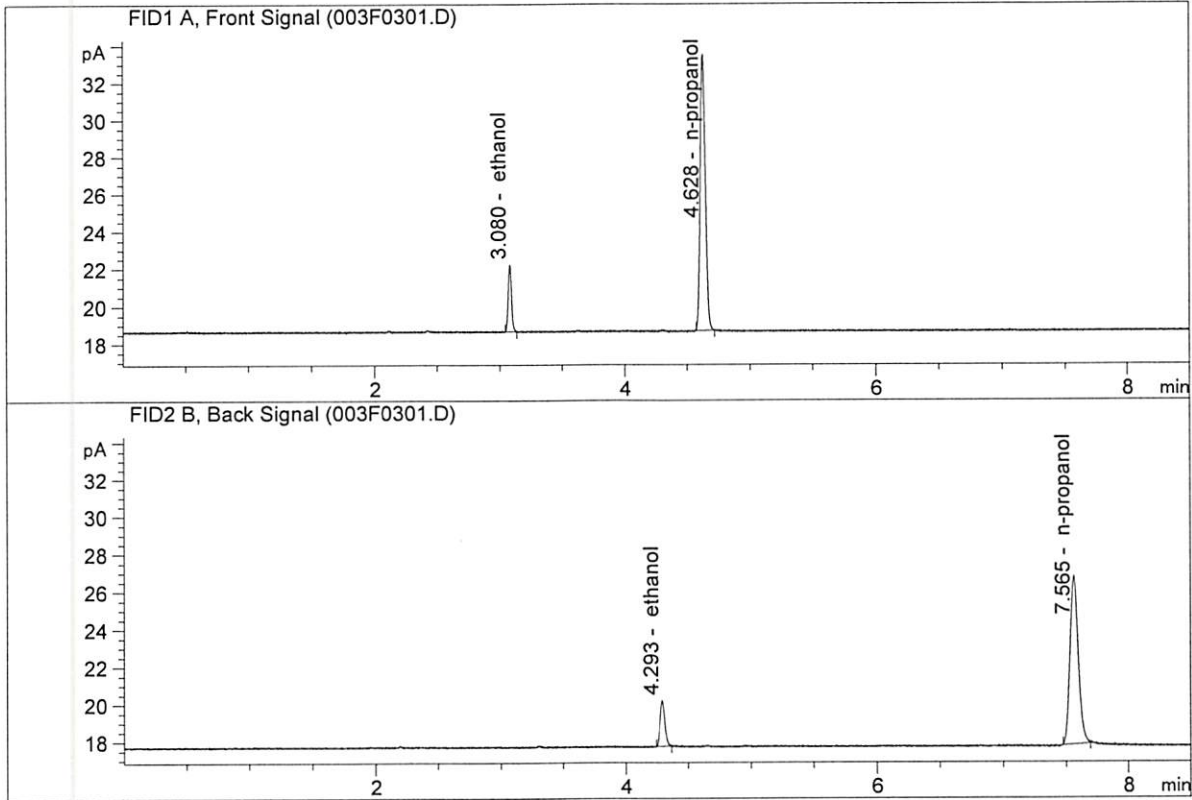
Revision: 2

Issue Date: 12/23/2019

Issuing Authority: Quality Manager

ISP Forensic Services Blood Alcohol Report

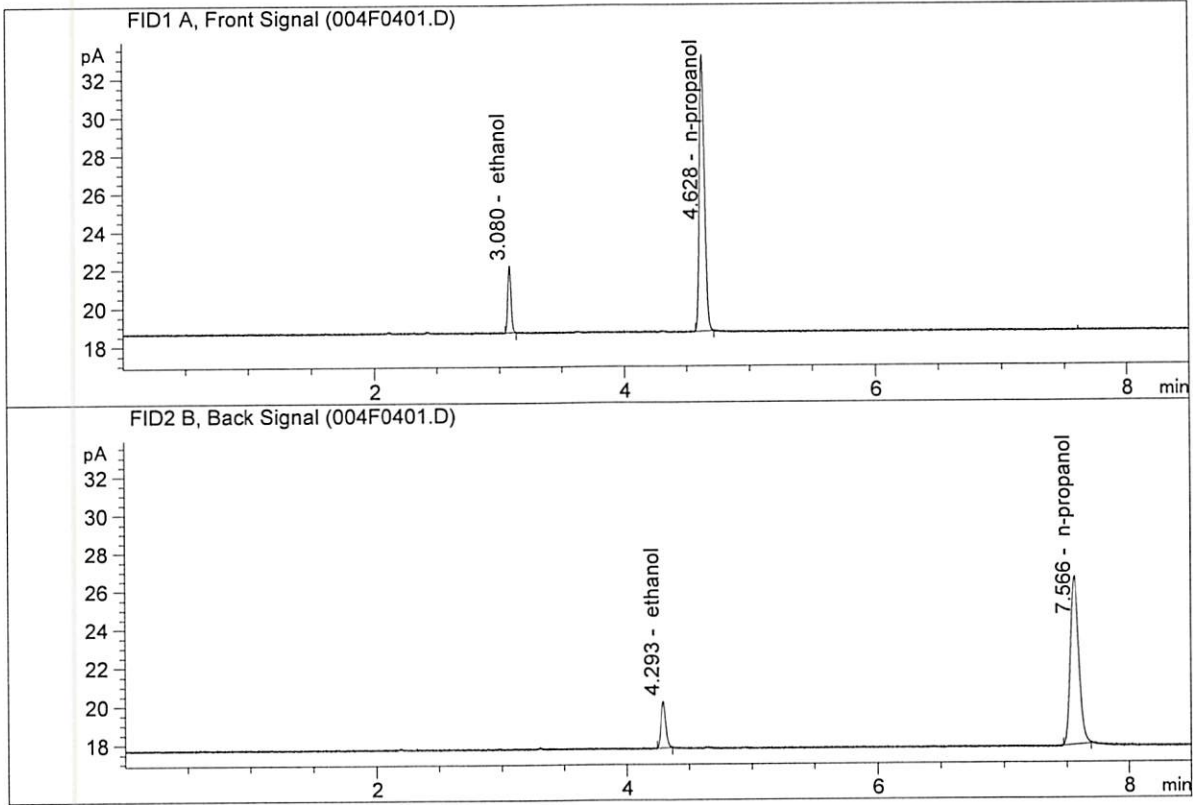
Sample Name : QC1-1-A  
 Laboratory : Meridian  
 Injection Date : Aug 19, 2020  
 Method : ALCOHOL.M  
 Acq. Instrument: CN11180014-CN11041167



#	Compound	Column	Area	Amount	Units
1.	Ethanol	Column 1:	6.47482	0.0730	g/100cc
2.	Ethanol	Column 2:	6.60016	0.0739	g/100cc
3.	n-Propanol	Column 1:	42.14500	1.0000	g/100cc
4.	n-Propanol	Column 2:	43.21695	1.0000	g/100cc

ISP Forensic Services Blood Alcohol Report

Sample Name : QC1-1-B  
 Laboratory : Meridian  
 Injection Date : Aug 19, 2020  
 Method : ALCOHOL.M  
 Acq. Instrument: CN11180014-CN11041167



#	Compound	Column	Area	Amount	Units
1.	Ethanol	Column 1:	6.36541	0.0736	g/100cc
2.	Ethanol	Column 2:	6.50702	0.0749	g/100cc
3.	n-Propanol	Column 1:	41.04156	1.0000	g/100cc
4.	n-Propanol	Column 2:	41.99017	1.0000	g/100cc

JG

## VOLATILES DETERMINATION CASEFILE WORKSHEET

Laboratory No.: 0.08 FN04171701

Analysis Date(s): 19 Aug 2020

	Column 1 FID A	Column 2 FID B	Column Precision	Mean Value	Sample A-B Difference	Over-all Mean
Sample Results	0.0805	0.0813	0.0008	0.0809	0.0005	0.0811
(g/100cc)	0.0809	0.0819	0.0010	0.0814		

### Analysis Method

Refer to Blood Alcohol Method #1

### Instrument Information

*Instrument information is stored centrally.*

Refer to Instrument Method: Alcohol.m

### Reporting of Results

Uncertainty of Measurement (UM%): 5.00%

Overall Mean (g/100cc)	Low	High	5% of Mean
0.081	0.076	0.086	0.005

Reported Result	
0.081	

*Calibration and control data are stored centrally.*

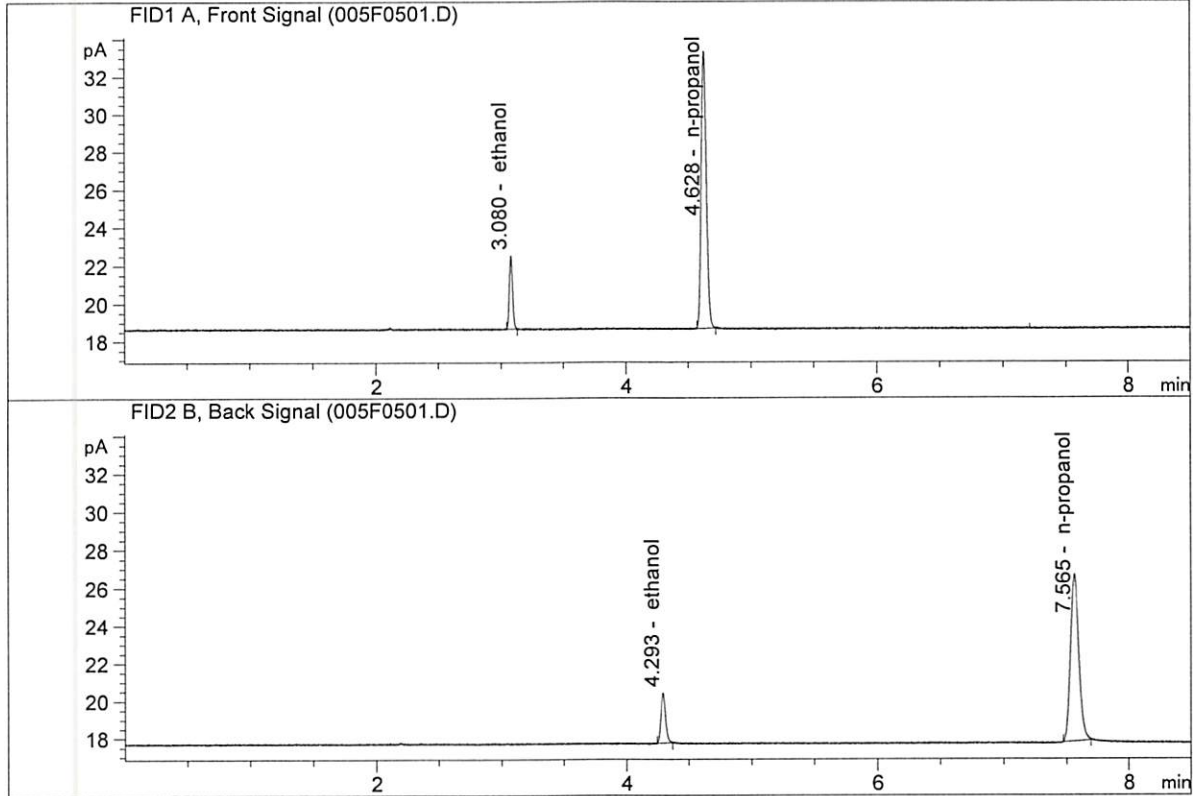

Revision: 2

Issue Date: 12/23/2019

Issuing Authority: Quality Manager

ISP Forensic Services Blood Alcohol Report

Sample Name : 0.08 FN04171701-A  
 Laboratory : Meridian  
 Injection Date : Aug 19, 2020  
 Method : ALCOHOL.M  
 Acq. Instrument: CN11180014-CN11041167

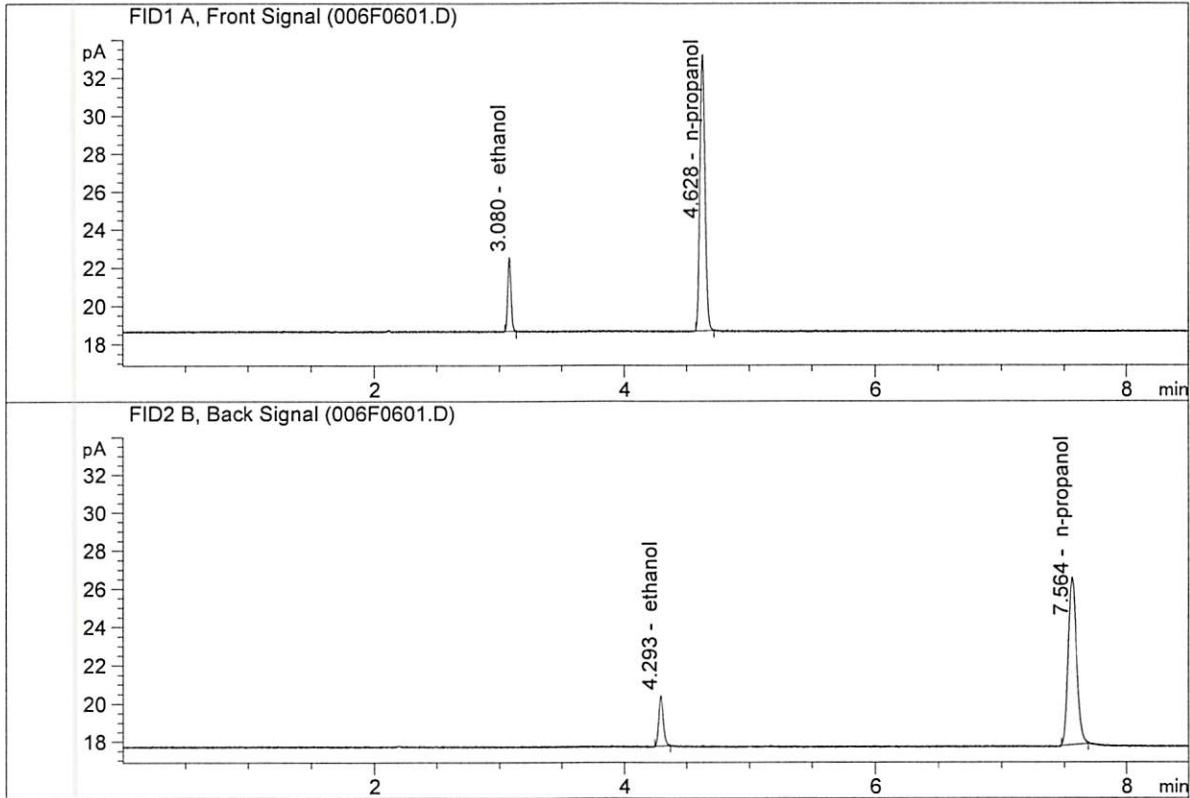


#	Compound	Column	Area	Amount	Units
1.	Ethanol	Column 1:	7.07446	0.0805	g/100cc
2.	Ethanol	Column 2:	7.22036	0.0813	g/100cc
3.	n-Propanol	Column 1:	41.68322	1.0000	g/100cc
4.	n-Propanol	Column 2:	42.64505	1.0000	g/100cc

JG

ISP Forensic Services Blood Alcohol Report

Sample Name : 0.08 FN04171701-B  
 Laboratory : Meridian  
 Injection Date : Aug 19, 2020  
 Method : ALCOHOL.M  
 Acq. Instrument: CN11180014-CN11041167



#	Compound	Column	Area	Amount	Units
1.	Ethanol	Column 1:	7.03928	0.0809	g/100cc
2.	Ethanol	Column 2:	7.17642	0.0819	g/100cc
3.	n-Propanol	Column 1:	41.25653	1.0000	g/100cc
4.	n-Propanol	Column 2:	42.05620	1.0000	g/100cc

JG

**VOLATILES DETERMINATION CASEFILE WORKSHEET**

Laboratory No.: QC2-1

Analysis Date(s): 19 Aug 2020

	Column 1 FID A	Column 2 FID B	Column Precision	Mean Value	Sample A-B Difference	Over-all Mean
Sample Results	0.1996	0.1996	0.0000	0.1996	0.0010	0.1991
(g/100cc)	0.1990	0.1983	0.0007	0.1986		

**Analysis Method**

Refer to Blood Alcohol Method #1

**Instrument Information**

*Instrument information is stored centrally.*

Refer to Instrument Method: Alcohol.m

**Reporting of Results**

Uncertainty of Measurement (UM%): 5.00%

Overall Mean (g/100cc)	Low	High	5% of Mean
0.199	0.189	0.209	0.010

Reported Result	
0.199	

*Calibration and control data are stored centrally.*

*JG*

Revision: 2

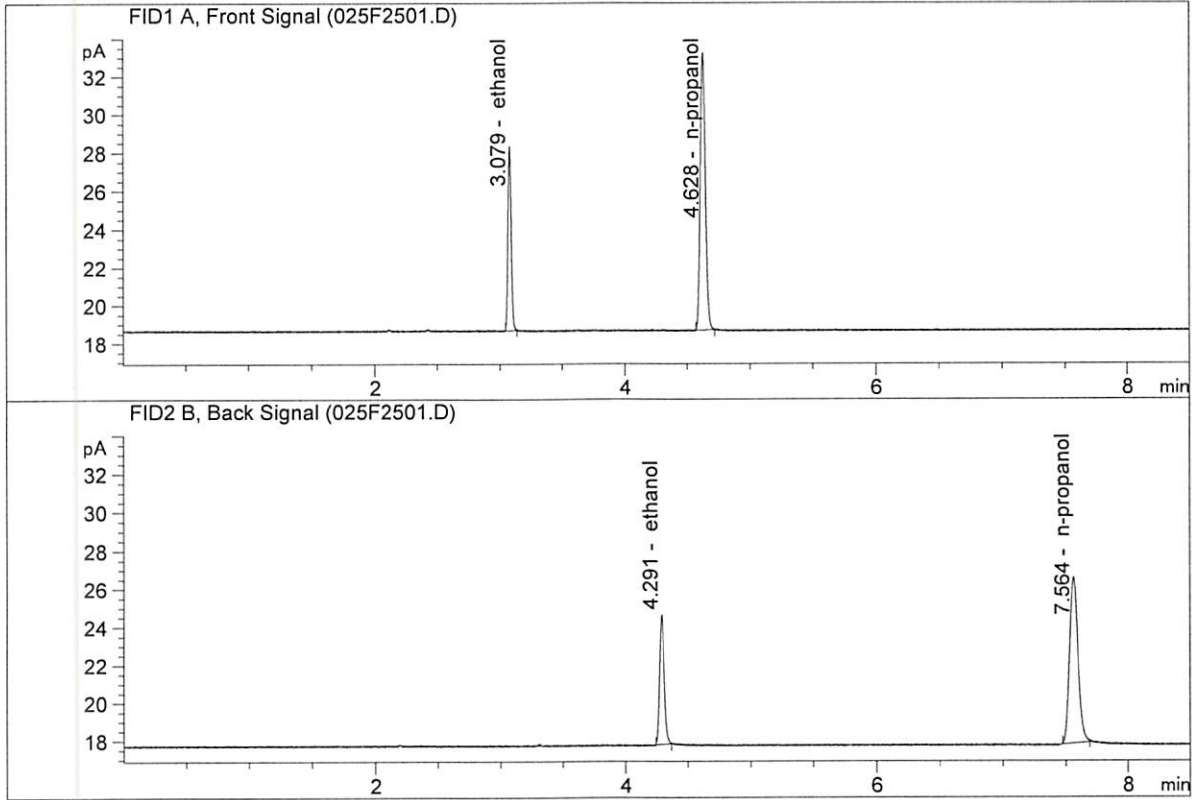
Issue Date: 12/23/2019

Issuing Authority: Quality Manager



ISP Forensic Services Blood Alcohol Report

Sample Name : QC2-1-A  
 Laboratory : Meridian  
 Injection Date : Aug 19, 2020  
 Method : ALCOHOL.M  
 Acq. Instrument: CN11180014-CN11041167

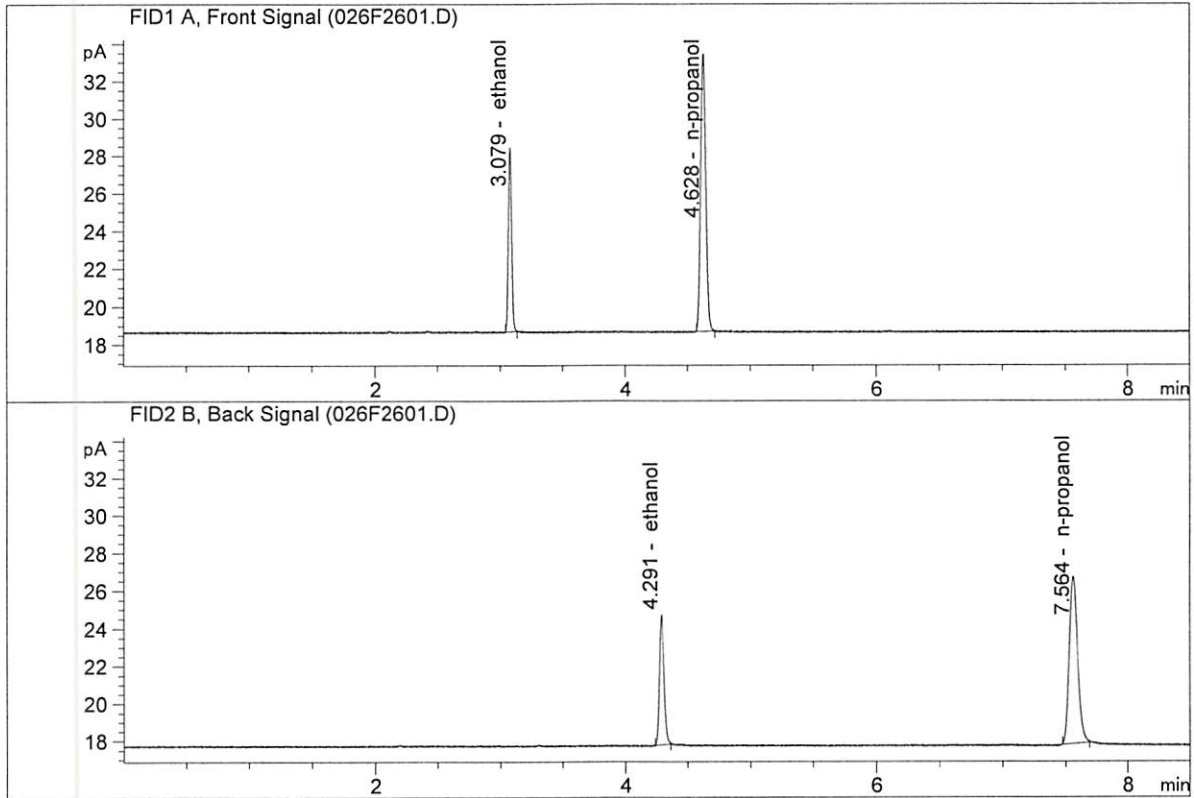


#	Compound	Column	Area	Amount	Units
1.	Ethanol	Column 1:	17.55973	0.1996	g/100cc
2.	Ethanol	Column 2:	18.23046	0.1996	g/100cc
3.	n-Propanol	Column 1:	41.38717	1.0000	g/100cc
4.	n-Propanol	Column 2:	42.10986	1.0000	g/100cc

JG

ISP Forensic Services Blood Alcohol Report

Sample Name : QC2-1-B  
 Laboratory : Meridian  
 Injection Date : Aug 19, 2020  
 Method : ALCOHOL.M  
 Acq. Instrument: CN11180014-CN11041167



#	Compound	Column	Area	Amount	Units
1.	Ethanol	Column 1:	17.76991	0.1990	g/100cc
2.	Ethanol	Column 2:	18.37430	0.1983	g/100cc
3.	n-Propanol	Column 1:	42.00691	1.0000	g/100cc
4.	n-Propanol	Column 2:	42.73470	1.0000	g/100cc

JG

**VOLATILES DETERMINATION CASEFILE WORKSHEET**

Laboratory No.: QC1-2

Analysis Date(s): 19 Aug 2020

	Column 1 FID A	Column 2 FID B	Column Precision	Mean Value	Sample A-B Difference	Over-all Mean
Sample Results	0.0743	0.0757	0.0014	0.0750	0.0007	0.0746
(g/100cc)	0.0737	0.0749	0.0012	0.0743		

**Analysis Method**

Refer to Blood Alcohol Method #1

**Instrument Information**

*Instrument information is stored centrally.*

Refer to Instrument Method: Alcohol.m

**Reporting of Results**

**Uncertainty of Measurement (UM%): 5.00%**

Overall Mean (g/100cc)	Low	High	5% of Mean
0.074	0.070	0.078	0.004

Reported Result	
0.074	

*Calibration and control data are stored centrally.*

JC

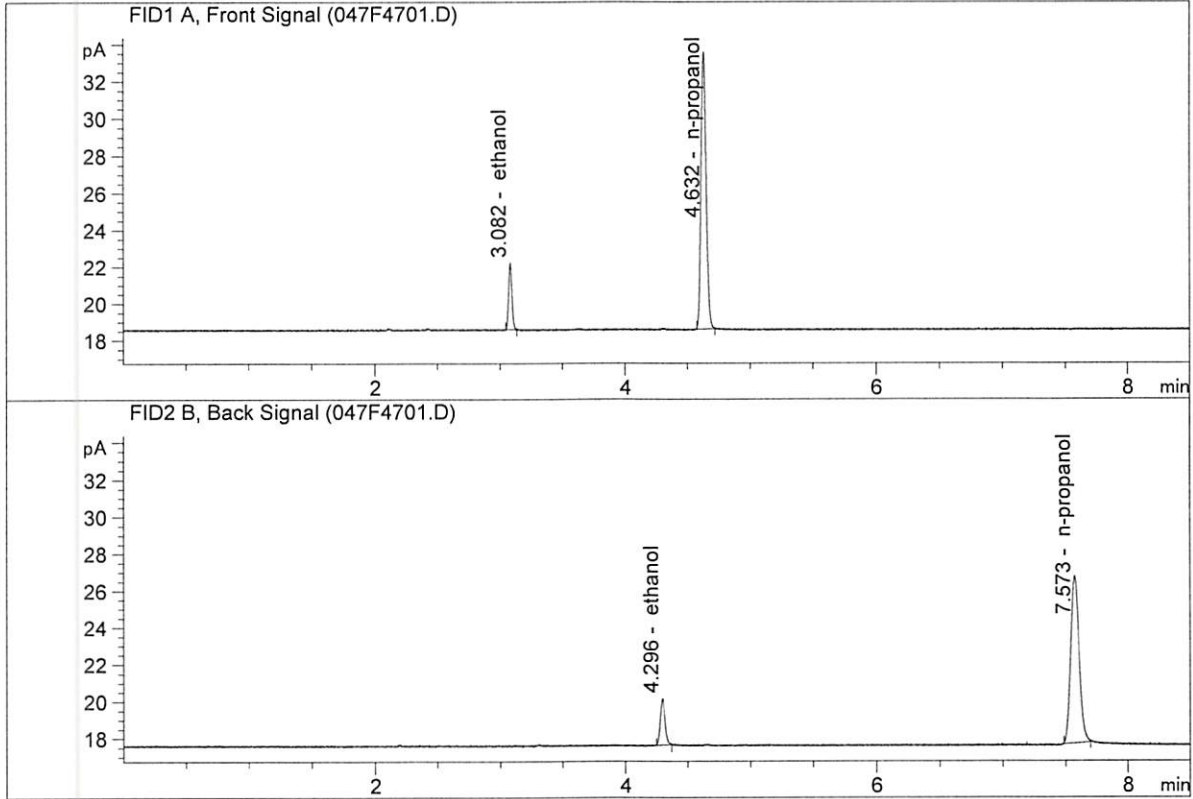
Revision: 2

Issue Date: 12/23/2019

Issuing Authority: Quality Manager

ISP Forensic Services Blood Alcohol Report

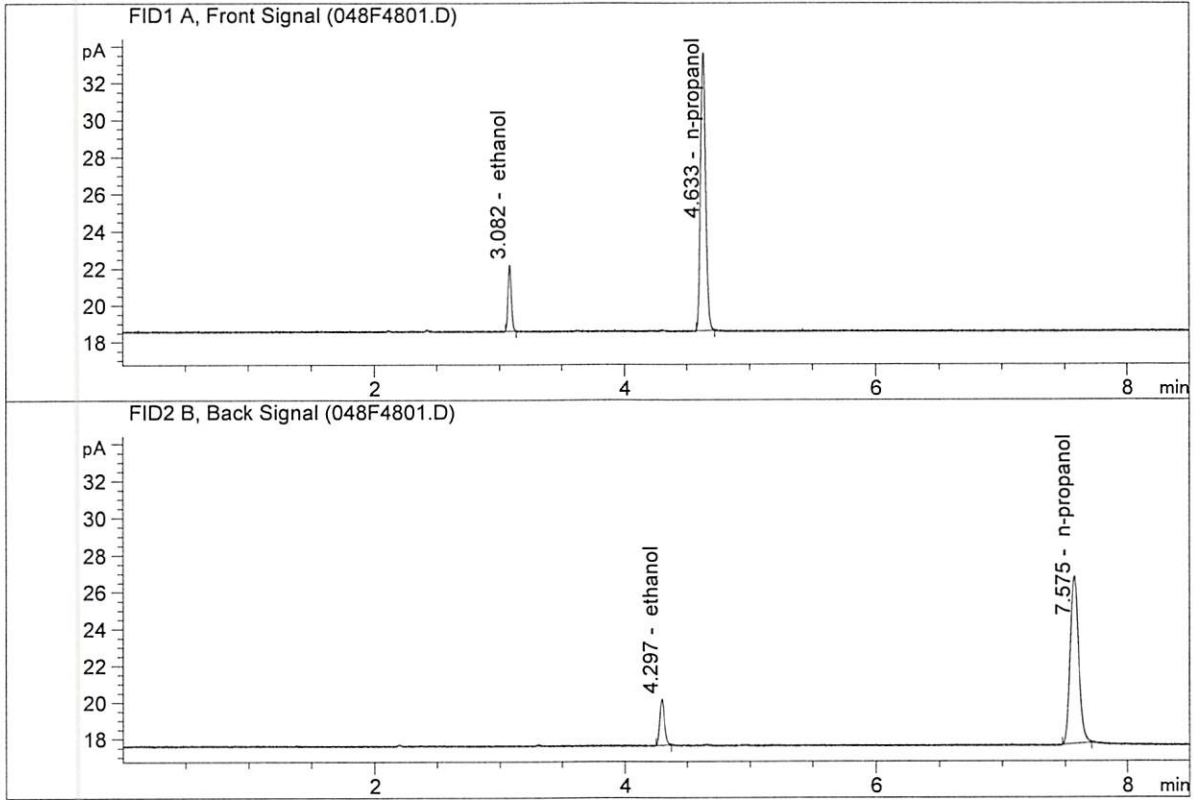
Sample Name : QC1-2-A  
 Laboratory : Meridian  
 Injection Date : Aug 19, 2020  
 Method : ALCOHOL.M  
 Acq. Instrument: CN11180014-CN11041167



#	Compound	Column	Area	Amount	Units
1.	Ethanol	Column 1:	6.67279	0.0743	g/100cc
2.	Ethanol	Column 2:	6.82602	0.0757	g/100cc
3.	n-Propanol	Column 1:	42.63875	1.0000	g/100cc
4.	n-Propanol	Column 2:	43.52276	1.0000	g/100cc

ISP Forensic Services Blood Alcohol Report

Sample Name : QC1-2-B  
 Laboratory : Meridian  
 Injection Date : Aug 19, 2020  
 Method : ALCOHOL.M  
 Acq. Instrument: CN11180014-CN11041167



#	Compound	Column	Area	Amount	Units
1.	Ethanol	Column 1:	6.65422	0.0737	g/100cc
2.	Ethanol	Column 2:	6.83405	0.0749	g/100cc
3.	n-Propanol	Column 1:	42.88419	1.0000	g/100cc
4.	n-Propanol	Column 2:	44.08495	1.0000	g/100cc

**VOLATILES DETERMINATION CASEFILE WORKSHEET**

Laboratory No.: QC2-2

Analysis Date(s): 19 Aug 2020

	Column 1 FID A	Column 2 FID B	Column Precision	Mean Value	Sample A-B Difference	Over-all Mean
Sample Results	0.1992	0.1989	0.0003	0.1990	0.0005	0.1993
(g/100cc)	0.1996	0.1995	0.0001	0.1995		

**Analysis Method**

Refer to Blood Alcohol Method #1

**Instrument Information**

*Instrument information is stored centrally.*

Refer to Instrument Method: Alcohol.m

**Reporting of Results**

Uncertainty of Measurement (UM%): 5.00%

Overall Mean (g/100cc)	Low	High	5% of Mean
0.199	0.189	0.209	0.010

Reported Result	
0.199	

*Calibration and control data are stored centrally.*

JC

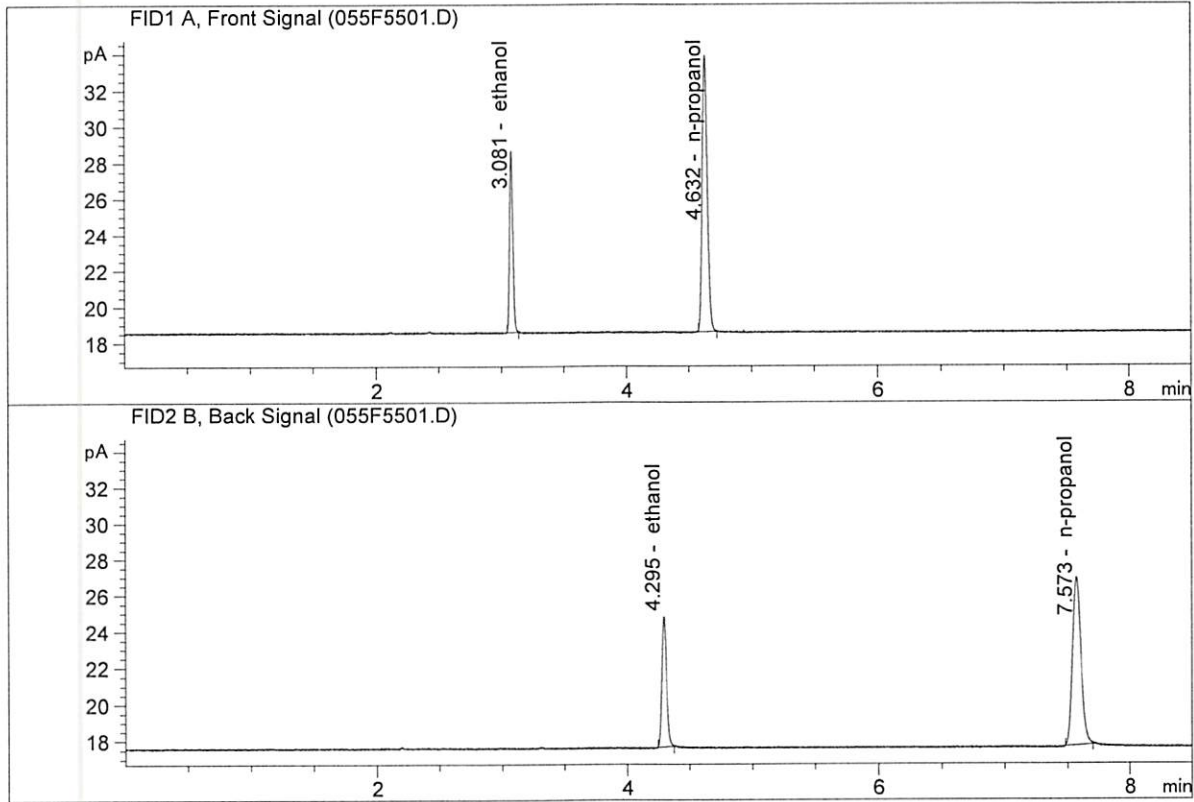
Revision: 2

Issue Date: 12/23/2019

Issuing Authority: Quality Manager

ISP Forensic Services Blood Alcohol Report

Sample Name : QC2-2-A  
 Laboratory : Meridian  
 Injection Date : Aug 19, 2020  
 Method : ALCOHOL.M  
 Acq. Instrument: CN11180014-CN11041167

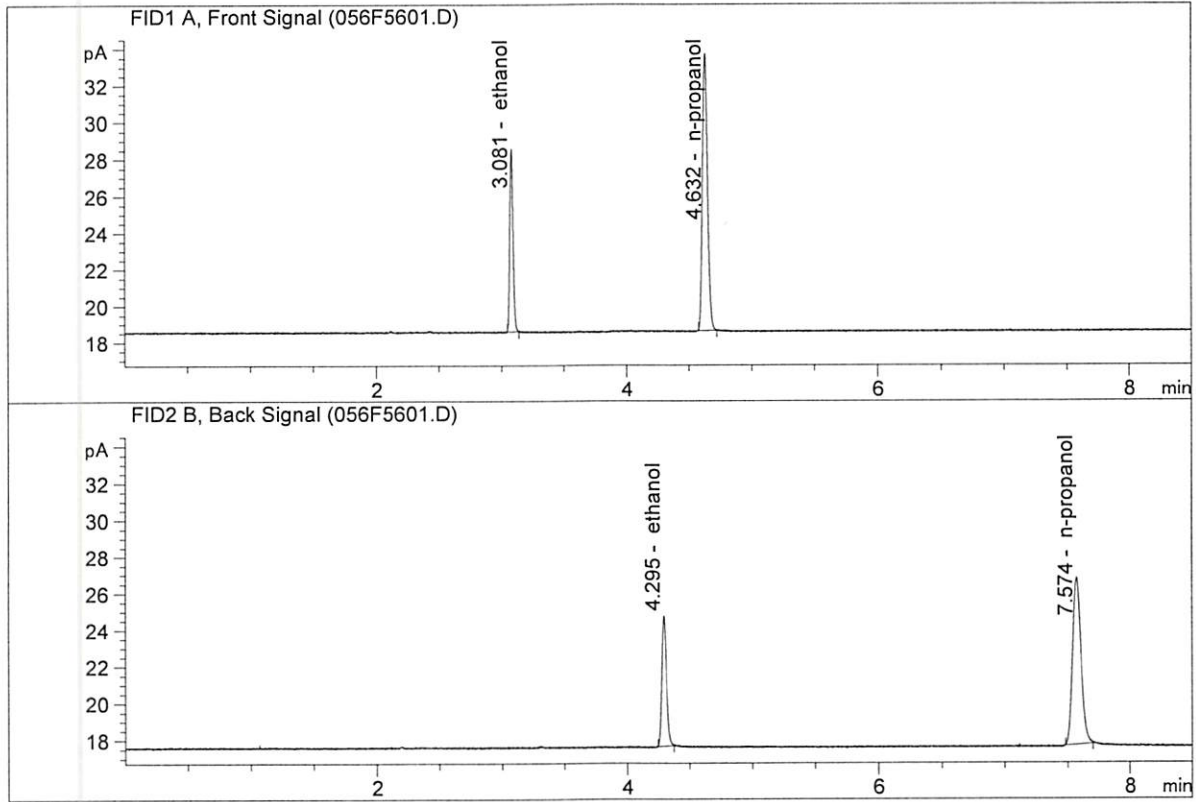


#	Compound	Column	Area	Amount	Units
1.	Ethanol	Column 1:	18.43353	0.1992	g/100cc
2.	Ethanol	Column 2:	19.20974	0.1989	g/100cc
3.	n-Propanol	Column 1:	43.53938	1.0000	g/100cc
4.	n-Propanol	Column 2:	44.52810	1.0000	g/100cc

JG

ISP Forensic Services Blood Alcohol Report

Sample Name : QC2-2-B  
 Laboratory : Meridian  
 Injection Date : Aug 19, 2020  
 Method : ALCOHOL.M  
 Acq. Instrument: CN11180014-CN11041167



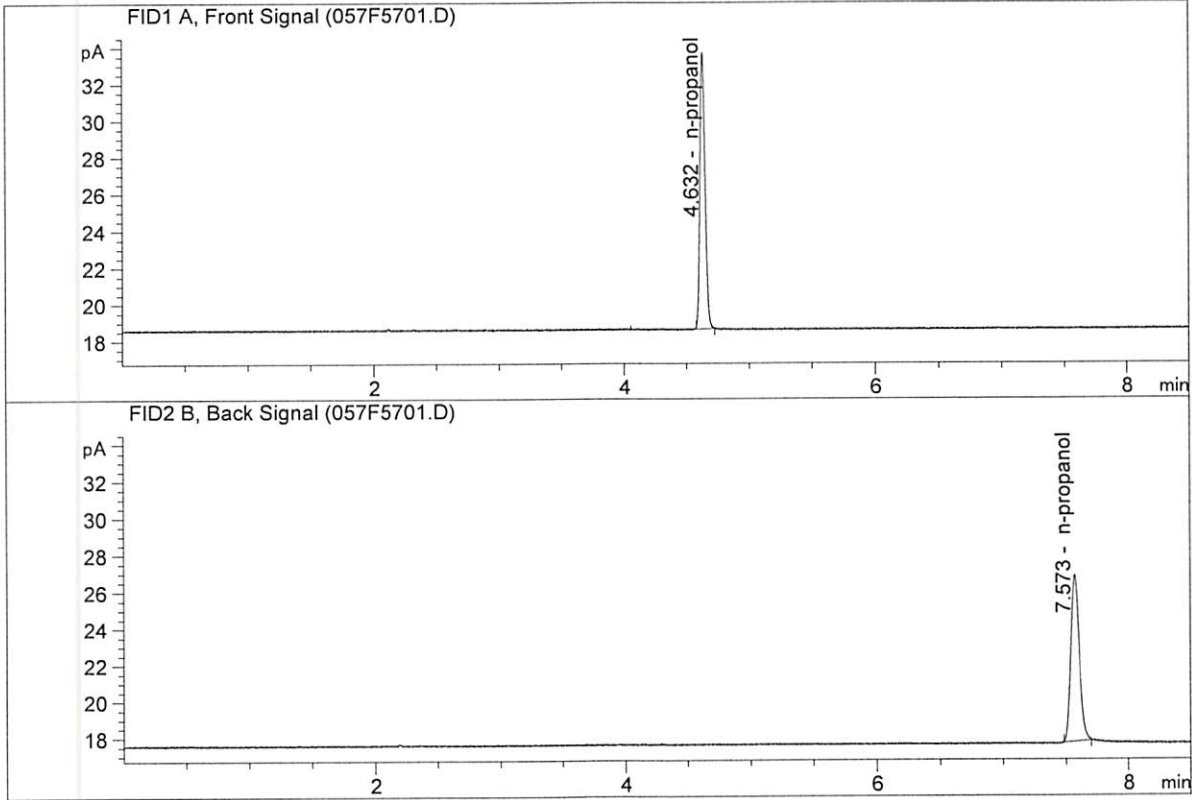
#	Compound	Column	Area	Amount	Units
1.	Ethanol	Column 1:	18.24422	0.1996	g/100cc
2.	Ethanol	Column 2:	18.98689	0.1995	g/100cc
3.	n-Propanol	Column 1:	42.98976	1.0000	g/100cc
4.	n-Propanol	Column 2:	43.89354	1.0000	g/100cc

JG



ISP Forensic Services Blood Alcohol Report

Sample Name : INTERNAL STD BLK  
 Laboratory : Meridian  
 Injection Date : Aug 19, 2020  
 Method : ALCOHOL.M  
 Acq. Instrument: CN11180014-CN11041167



#	Compound	Column	Area	Amount	Units
1.	Ethanol	Column 1:	0.00000	0.0000	g/100cc
2.	Ethanol	Column 2:	0.00000	0.0000	g/100cc
3.	n-Propanol	Column 1:	42.94913	1.0000	g/100cc
4.	n-Propanol	Column 2:	43.93166	1.0000	g/100cc

JG

S a m p l e S u m m a r y

Sequence table: C:\Chem32\1\Data\08-19-20\_SAMPLES\08-19-20\_SAMPLES 2020-08-19 13-45-47\08-19-20\_SAMPLES.S  
 Data directory path: C:\Chem32\1\Data\08-19-20\_SAMPLES\08-19-20\_SAMPLES 2020-08-19 13-45-47\  
 Logbook: C:\Chem32\1\Data\08-19-20\_SAMPLES\08-19-20\_SAMPLES 2020-08-19 13-45-47\08-19-20\_SAMPLES.LOG  
 Sequence start: 8/19/2020 2:00:34 PM  
 Sequence Operator: SYSTEM  
 Operator: SYSTEM  
 Method file name: C:\Chem32\1\Data\08-19-20\_SAMPLES\08-19-20\_SAMPLES 2020-08-19 13-45-47\ALCOHOL.M

Run #	Location #	Inj #	Sample Name	Sample Amt [g/100cc]	Multip.* Dilution	File name	Cal # Cmp
1	1	1	INTERNAL STD BLK	-	1.0000	001F0101.D	2
2	2	1	MIX VOL FN060415	-	1.0000	002F0201.D	10
3	3	1	QC1-1-A	-	1.0000	003F0301.D	4
4	4	1	QC1-1-B	-	1.0000	004F0401.D	4
5	5	1	0.08 FN04171701-	-	1.0000	005F0501.D	4
6	6	1	0.08 FN04171701-	-	1.0000	006F0601.D	4
7	7	1	M2020-2828-2-A	-	1.0000	007F0701.D	6
8	8	1	M2020-2828-2-B	-	1.0000	008F0801.D	6
9	9	1	M2020-3078-1-A	-	1.0000	009F0901.D	4
10	10	1	M2020-3078-1-B	-	1.0000	010F1001.D	4
11	11	1	M2020-3079-1-A	-	1.0000	011F1101.D	2
12	12	1	M2020-3079-1-B	-	1.0000	012F1201.D	2
13	13	1	M2020-3099-1-A	-	1.0000	013F1301.D	4
14	14	1	M2020-3099-1-B	-	1.0000	014F1401.D	4
15	15	1	M2020-3107-1-A	-	1.0000	015F1501.D	4
16	16	1	M2020-3107-1-B	-	1.0000	016F1601.D	4
17	17	1	M2020-3120-1-A	-	1.0000	017F1701.D	4
18	18	1	M2020-3120-1-B	-	1.0000	018F1801.D	4
19	19	1	M2020-3121-1-A	-	1.0000	019F1901.D	4
20	20	1	M2020-3121-1-B	-	1.0000	020F2001.D	4
21	21	1	M2020-3122-1-A	-	1.0000	021F2101.D	4
22	22	1	M2020-3122-1-B	-	1.0000	022F2201.D	4
23	23	1	M2020-3134-1-A	-	1.0000	023F2301.D	4
24	24	1	M2020-3134-1-B	-	1.0000	024F2401.D	4
25	25	1	QC2-1-A	-	1.0000	025F2501.D	4
26	26	1	QC2-1-B	-	1.0000	026F2601.D	4
27	27	1	M2020-3163-1-A	-	1.0000	027F2701.D	4
28	28	1	M2020-3163-1-B	-	1.0000	028F2801.D	4
29	29	1	M2020-3170-1-A	-	1.0000	029F2901.D	2
30	30	1	M2020-3170-1-B	-	1.0000	030F3001.D	2
31	31	1	M2020-3177-1-A	-	1.0000	031F3101.D	2
32	32	1	M2020-3177-1-B	-	1.0000	032F3201.D	2
33	33	1	M2020-3178-1-A	-	1.0000	033F3301.D	4
34	34	1	M2020-3178-1-B	-	1.0000	034F3401.D	4
35	35	1	M2020-3179-1-A	-	1.0000	035F3501.D	2
36	36	1	M2020-3179-1-B	-	1.0000	036F3601.D	2
37	37	1	M2020-3180-1-A	-	1.0000	037F3701.D	4
38	38	1	M2020-3180-1-B	-	1.0000	038F3801.D	4
39	39	1	M2020-3204-1-A	-	1.0000	039F3901.D	4
40	40	1	M2020-3204-1-B	-	1.0000	040F4001.D	4
41	41	1	P2020-2378-1-A	-	1.0000	041F4101.D	4
42	42	1	P2020-2378-1-B	-	1.0000	042F4201.D	4
43	43	1	P2020-2393-1-A	-	1.0000	043F4301.D	5

*sc 8/20/20  
2378-1-B*

*JG*

Run #	Location #	Inj #	Sample Name	Sample Amt [g/100cc]	Multip.* Dilution	File name	Cal # Cmp
44	44	1	P2020-2393-1-B	-	1.0000	044F4401.D	6
45	45	1	P2020-2394-1-A	-	1.0000	045F4501.D	6
46	46	1	P2020-2394-1-B	-	1.0000	046F4601.D	6
47	47	1	QC1-2-A	-	1.0000	047F4701.D	4
48	48	1	QC1-2-B	-	1.0000	048F4801.D	4
49	49	1	P2020-2407-1-A	-	1.0000	049F4901.D	4
50	50	1	P2020-2407-1-B	-	1.0000	050F5001.D	4
51	51	1	P2020-2415-1-A	-	1.0000	051F5101.D	4
52	52	1	P2020-2415-1-B	-	1.0000	052F5201.D	4
53	53	1	P2020-2416-1-A	-	1.0000	053F5301.D	2
54	54	1	P2020-2416-1-B	-	1.0000	054F5401.D	2
55	55	1	QC2-2-A	-	1.0000	055F5501.D	4
56	56	1	QC2-2-B	-	1.0000	056F5601.D	4
57	57	1	INTERNAL STD BLK	-	1.0000	057F5701.D	2

Method file name: C:\Chem32\1\Data\08-19-20\_SAMPLES\08-19-20\_SAMPLES 2020-08-19 13-45-47 \SHUTDOWN.M

Run #	Location #	Inj #	Sample Name	Sample Amt [g/100cc]	Multip.* Dilution	File name	Cal # Cmp
58	58	1	EMPTY	-	1.0000	058F5801.D	0

dc